

COVER STYL' TECHNICAL INFORMATION 2020



SUMMARY


COVER STYL'

INTRODUCTION	.4
TECHNICAL DATA	.5
INSTALLATION TIPS & TRICKS	.9
INSTALLATION BEST PRACTICE TOP 50 SURFACES	.16
PATTERN REPETITION	.18
MAINTENANCE	.26
WARRANTY	.27
CERTIFICATES	.28
GENERAL MSDS	.29
TOOLS	.30

I. INTRODUCTION

Cover Styl' is a cost-effective **self-adhesive** vinyl that can cover almost every **internal surface** in **no time** and this with realistic patterns.
 Cover Styl' offers more than **1000 different patterns**, colours and designs.
 Most of Cover Styl' patterns are **textured** which brings authentic life to existing surfaces.

FEATURES

 COST-EFFICIENT 50-70% cheaper than traditional renovation	 FAST Air flow self-adhesive	 EASY No massive building work	 STRETCHABLE Not only for flat surface installation, it can stretch up to 200%	 CERTIFIED Compliance with required standards	
 QUALITY 200-650µ thick	 WARRANTY 10 years warranty	 TEXTURED Authentic and realistic feel	 WIDE RANGE More than 1000 colors, textures and patterns	 NON-STOP No loss of revenue for your business	
 HYGIENIC Easy to clean and maintain	 STYLE Keep up with fast moving trends	 LIMITLESS Can be applied on a wide variety of supports	 SOOTHING Minimum disturbance	 CUSTOMIZABLE 100% printable	 FIRE RATED Moisture and heat resistant



II. COVER STYL' TECHNICAL DATA

a. COMPOSITION INFORMATION

COMPONENT	CAS No.	% BY WEIGHT
Polyvinyl Chloride	9002-86-2	74-78%
Fire retardant		(Confidential Business Info.)
Dioctyl Terephthalate	6422-86-2	14-18%
Stabilizer		2-4%
CaCO3	471-34-1	1-3%
Others		3-5%

b. HANDLING & STORAGE

Precaution of safe handling :

- Do not eat, drink or smoke while installing Cover Styl'.
- Be careful when installing in high/low temperature (this may impact the coating and/or the adhesive system).
- Prevent continuous or long-term skin contact.

Ideal storage condition (including any incompatibilities):

- Clean and dry environment,
- Ideal Storage temperature: 10-25°C,
- Do not store outside, near hazardous chemicals or sharp objects, in direct sunlight or in any humid environment,
- **Ideal Installation temperature: 15-25°C**

c. SECURITY - EXPOSURE CONTROLS & PERSONAL PROTECTION

INHALING PROTECTION	EYE PROTECTION	HANDS PROTECTION	BODY PROTECTION	PRIMER OR PRIMER PLUS
NOT TESTED	NOT TESTED	NOT TESTED	NOT TESTED	YOU MIGHT CONSIDER A PROTECTIVE MASK (FFP3 TYPE) WHILE USING OUR PRIMERS – SEE MSDS SHEET

d. PHYSICAL AND CHEMICAL PROPERTIES

APPEARANCE	PROPERTIES	ODOR	PH	MELTING POINT /FREEZING POINT	INITIAL BOILING POINT & BOILING RANGE
PRINTED INTERIOR VINYL WITH SPECIAL COLOR, STRUCTURE, PATTERNS & SPECIAL FINISHES	SOLID	SOLVENT BASE PVC AND ACRYLIC ADHESIVE	NA	NA	NA

EVAPORATION RATE	FLAMMABILITY	VAPOR PRESSURE	SOLUBILITY IN WATER	SPECIFIC GRAVITY (water=1)	VISCOSITY
NA	SEE F/R REPORTS	NA	NA	1,20–1,43	NA

e. STABILITY & REACTIVITY

Chemical stability and the possibility of detrimental reaction

- Stable at room temperature and normal pressure, toxic gas may occur when decomposed at high temperature.
- A part of material may be burnt down but it doesn't ignite easily.

Conditions to avoid: ignition source such as heat, spark, flame



f. HEALTH HAZARDS INFORMATION

ACUTE TOXIC, ORAL	ACUTE DERMAL TOXICITY	ACUTE INHALATION TOXICITY	SKIN CORROSIVE / IRRITANT	SERIOUS EYE DAMAGE / EYE IRRITATION
NOT TESTED	NOT TESTED	NOT TESTED	NOT TESTED	NOT TESTED

g. INFLUENCE ON THE ENVIRONMENT

ECO-TOXICITY	PERSISTENCY & RESOLVABILITY	BIOCONCENTRATION	SOIL MOBILITY	OTHER HAZARDOUS INFLUENCE
NOT TESTED	NOT TESTED	NOT TESTED	NOT TESTED	NOT TESTED

h. TRANSPORT INFORMATION

CLASSIFIED REGULATIONS OF SHIP TRANSPORT OF HAZARDS AND STORAGE RULES IN THE SHIPS SAFETY ACT	CAUTIONS IN CONVEYANCE
NOT TESTED	NOT TESTED

i. OTHER INFORMATION

This MSDS has been issued by Solar Screen International SA. complied with our various manufacturers.

This MSDS has been issued only to help the purchasers, agencies or the third parties who's needed to handle the material with safety, therefore, there should be no regal and technical responsibility if it applies to the special purpose and using with the other materials, commercial application or expression.

Information of this MSDS may be changed in accordance with new knowledge and experiment.

III. COVER STYL' INSTALLATION : TIPS & TRICKS

COVERING A WALL : OUR TIPS

- Caution when using solid colours, any substrate defects may be more noticeable
- Test the film on the surface first
- The preparation of the surface will greatly influence the final result
- "Primer" or "primer +" is mandatory for the warranty
- Get the right number of lengths already precut for your wall installation
- Start straight from the center or left or right. Don't create tension in the material
- Always check (on the release liner) that the width is straight at top and bottom
- A 2-3cm overlap is often recommended
- Using structured Cover Styl' will help you to get an even better finish
- Our best sales for wall installations remain the concrete U19, U20 but also and in general the wood structured range.
- If an installation is being done in a horizontal way, it must be done the whole way through. You can't mix horizontal & vertical installation





COVERING A DOOR : OUR TIPS

- Avoid framed doors – if no choice, consider using a thin plate of mdf/dibon to hide the frames – when spending more than 1-2h on a door it is not cost efficient with Cover Styl'
- For flat doors: top to bottom installation
- For doors with view glass/window: start right below the obstacle (10cm to be installed), then counter the obstacles to get Cover Styl' flat on the sides. Do a test before the real application
- For all doors, we recommend painting the edges for the following reasons:
 - It's way faster
 - It seals the edges of your Cover Styl' to ensure nobody can peel it off. Before painting, it is necessary to brush the edges with sand paper
 - It does not add thickness on your door side and it avoids touching the frames at a certain stage (Winter/Summer).
- Our best sales for doors remain K2, K5, J3, I10, G6, B4, U19 but in general the wood range.
- Pay attention to the cut on the bottom which must be done with the same angle as on the edge.
- "Primer" or "primer +" is mandatory for the warranty

COVERING A TABLE : OUR TIPS

- 2 types of corners: Sharp 90° angle or shaped/round one – our idea is:

Angle 90°c = push in the corner and cut at the top edge -2mm and fold, do the finish under with min. 2cm

Round = Warm up with the heat gun (set on 120-180°c) and stretch around the shape, do the finish under with min. 2/5cm overlap.

- Depending on table type (dinning, working etc..) choose the Cover Styl' that will not get easily damaged by stains (Coffee, food etc..).
- Solid color for instance would not be structured enough to prevent damages.
- Our best sales for tables are structured wood, metallic & leather.
- "Primer" or "primer +" is mandatory for the warranty



COVERING A COUNTER TOP : OUR TIPS

- Do not hesitate to consider doing this installation in several Cover Styl' pieces.
- One piece overlapping the other to make sure it will not peel off.
- As for the covering tables, choose the Cover Styl' that will not get easily damaged by stains (Coffee, food etc..) – a structured Cover Styl' will ensure a longer lifespan of the product and its installation.
- You could consider doubling up the Installation with our Cover Floor laminate in order to ensure a longer lifespan.
- Our best sales for top counters are the metallic and marble ranges.
- "Primer" or "primer +" is mandatory for the warranty



COVERING SHAPE : OUR TIPS

- Make sure to have a plan before starting – Indeed, sometimes, 2 pieces might be easier to avoid tension in the film and won't create wrinkles.
- Set the right heat for the installation: 150-200°C
- Test the limit of the product before starting to apply the Cover Styl'
- Use primer + to ensure full adhesion to the surface
- If you stretch Cover Styl', avoid doing head to head installation overlap 2 mm.
- "Primer" or "primer +" is mandatory for the warranty



EXTRA INFORMATION : GENERAL TIPS

- Important : Always carry out an adhesion test
- Know the characteristics of the surfaces that are coated and the compatibility with Cover Styl' films.
- Try to avoid tension in the material.
- Cleaning, preparation and finishing are 50% of the work (20% max. in your quotation)
- Think about any problems you may encounter before applying
- Pre-cut the materials before application
- Always remove 10-20 cm of liner at a time
- Always go for the safest option : help yourself by not taking risks in installing
- To remove Cover Styl' more easily, use a heat gun, steamer or lamp. Remove with an angle of 180°
- "Primer" or "primer +" is mandatory for the warranty

IV. COVER STYL' INSTALLATION : TOP 50 SURFACES

POSITION	SURFACE	OBSERVATION
1	POLYCARBONATE	CAREFUL TO DEGASS IN FULL GLUE (BUBBLES)
2	PMMA	PRIMER NOT NECESSARY, GOOD GRIP
3	POLYETHYLENE	LOW GRIP, ONLY WITH WATER PRIMER
4	POLYSTYRENE	LOW GRIP / NO PRIMER (CHEMICAL REACTION)
5	RIGID PVC	GOOD GRIP / PRIMER +
6	SOFT PVC	GOOD GRIP / PRIMER +
7	WOOD / RIGID WOOD	SANDING / PRIMER OR PRIMER + WATER BASE (ref. 0830)
8	RUBBER	ADHESION TEST (NO WARRANTY)
9	LACQUERED SURFACE	PRIMER . LOW HEATING, RISK OF SHRINKAGE
10	STAINLESS STEEL	GOOD GRIP NOTHING TO REPORT
11	LATEX PAINT	NO RISK, THE PAINT MELTS, LOW GRIP, INEFFICIENT PA
12	GLOSSY PAINT	NO RISK, THE PAINT MELTS, LOW GRIP, INEFFICIENT PA
13	GLASS	NOTHING TO REPORT
14	ALU PANELS	GOOD GRIP / PRIMER +
15	WALL PAPER	PRIMER / Water BASE (ref. 0830) OR NOTHING

POSITION	SURFACE	OBSERVATION
16	CEILING	PRIMER ACCORDING TO THE SURFACE
17	GYPROC	PRIMER / WATER BASE (ref. 0830)
18	MDF	PRIMER / WATER BASE (ref. 0830)
19	BA13	PRIMER / WATER BASE (ref. 0830)
20	EXT. CARS	NOT RECOMMENDED
21	TILES	« + » AND PRIMER / PRIMER / WATER BASE (ref. 0830)
22	PLASTER	PRIMER / Water BASE (ref. 0830)
23	BRICKS	NOT RECOMMENDED
24	CONCRETE	OK IF THE SURFACE IS FLAT / ADHESION TEST RECOMMENDED
25	BAMBOO	NOT RECOMMENDED
26	WATER PAINT	« - » AND PRIMER / PRIMER / WATER BASE (ref. 0830)
27	COVER STYL'	WITHOUT ANYTHING (EXCEPT GLITTER)
28	CARPET	NOT RECOMMENDED
29	STONE	NOT RECOMMENDED
30	PLEXIGLAS	SEE PMMA

POSITION	SURFACE	OBSERVATION
31	METALS	GOOD GRIP, ADHESION TEST RECOMMENDED
32	DRY DASH	NOT RECOMMENDED
33	CORK	NOT RECOMMENDED
34	CERAMIC	POROUS / WATER
35	LAMINATE	NON-POROUS
36	VITREOUS CHINA (PORCELAIN)	GOOD GRIP / ADHESION TEST RECOMMENDED
37	CLAY	NOT RECOMMENDED
38	CEMENT	OK IF THE SURFACE IS FLAT / ADHESION TEST RECOMMENDED / PRIMER WATER
39	LIME	NOT RECOMMENDED
40	PLASTERING	PRIMER / WATER BASE (ref. 0830)
41	PAVEMENT	NOT RECOMMENDED
42	CARBON	GLOSS CARBON IT'S OK / MATT CARBON NEEDS AN ADHESION TEST (CLEAN WITH HOT WATER BEFORE TO APPLY)
43	DOORS	PRIMER / WATER BASE (ref. 0830) AND +

POSITION	SURFACE	OBSERVATION
44	ARTIFICIAL STONE	IF THE SURFACE IS STRAIGHT AND SMOOTH IT'S POSSIBLE TO APPLY WITH PRIMER +
45	DRY MORTAR	OK IF THE SURFACE IS FLAT / ADHESION TEST RECOMMENDED / WATER BASE PRIMER
47	FELT	NOT RECOMMENDED
48	FOAM GLASS	NOT RECOMMENDED
49	MESH	NOT RECOMMENDED
50	COPPER / CHROME / SILVER / GOLD / PLATINE	ADHESION TEST (NO WARRANTY)

V. COVER STYL' PATTERN REPETITION

SOLAR REF.	CATEGORY	COLOR	TEXTURE	STRETCHABLE	PATTERN DIRECTION	REPETITION (CM)	3D EFFECT	SCRATCH RESISTANT	COMMENTS
A1	WOOD	GREEN	MATT	YES	LENGTH	NOT VISIBLE	LIGHT	NO	
A2	WOOD	GREEN	MATT	YES	LENGTH	NOT VISIBLE	LIGHT	YES	NEW
AA12	WOOD	GREEN	MATT	YES	LENGTH	107	YES	YES	
AA14	WOOD	GREEN	MATT	YES	LENGTH	107	LIGHT	YES	
AA15	WOOD	GREEN	MATT	YES	LENGTH	109	YES	YES	
AB05	WOOD	GREEN	MATT	YES	LENGTH	77	YES	YES	
AF08	WOOD	GREEN	MATT	YES	LENGTH	109	YES	YES	
AG04	WOOD	GREEN	MATT	YES	LENGTH	NOT VISIBLE	YES	YES	
AG14	WOOD	RED	MATT	YES	LENGTH	111,5	NO	YES	
AG20	WOOD	GREEN	MATT	YES	LENGTH	116,5	LIGHT	YES	
AL14	WOOD	GREEN	SATIN	YES	LENGTH	108	LIGHT	YES	
AL34	WOOD	GREEN	MATT	YES	LENGTH	NOT VISIBLE	LIGHT	YES	
AZ07	WOOD	RED	MATT	YES	LENGTH	110,5	LIGHT	YES	
B1	WOOD	GREEN	MATT	YES	LENGTH	104	NO	YES	
B3	WOOD	GREEN	MATT	YES	LENGTH	124	LIGHT	YES	
B4	WOOD	GREEN	MATT	YES	LENGTH	112	LIGHT	YES	
B5	WOOD	GREEN	MATT	YES	LENGTH	118	LIGHT	YES	
B6	WOOD	GREEN	MATT	YES	LENGTH	109	YES	YES	
B8	WOOD	GREEN	MATT	YES	LENGTH	112	YES	YES	
B9	WOOD	GREEN	MATT	YES	LENGTH	115	YES	YES	
B50	WOOD	GREEN	MATT	YES	LENGTH	107,5	LIGHT	YES	
C2	WOOD	GREEN	MATT	YES	LENGTH	101,5	LIGHT	NO	FULL GLUE / NEW CT08
CT17	WOOD	GREEN	MATT	YES	LENGTH	112	LIGHT	YES	

SOLAR REF.	CATEGORY	COLOR	TEXTURE	STRETCHABLE	PATTERN DIRECTION	REPETITION (CM)	3D EFFECT	SCRATCH RESISTANT	COMMENTS
CT35	WOOD	GREEN	MATT	YES	LENGTH	137	YES	YES	
CT69	WOOD	GREEN	MATT	YES	LENGTH	NOT VISIBLE	LIGHT	YES	
D1	WOOD	GREEN	MATT	YES	LENGTH	NOT VISIBLE	LIGHT	NO	
D3	WOOD	GREEN	MATT	N	LENGTH	107,5	LIGHT	YES	FULL GLUE
D4	WOOD	GREEN	MATT	YES	LENGTH	108,5	LIGHT	YES	
E1	WOOD	GREEN	SATIN	YES	WIDTH	110,5	LIGHT	YES	
E4	WOOD	GREEN	MATT	YES	LENGTH	NOT VISIBLE	LIGHT	YES	
F4	WOOD	GREEN	MATT	YES	LENGTH	108	YES	YES	
F5	WOOD	GREEN	MATT	YES	LENGTH	115	YES	YES	
F6	WOOD	GREEN	MATT	YES	LENGTH	123	YES	YES	
F7	WOOD	GREEN	MATT	YES	LENGTH	NOT VISIBLE	YES	YES	
G0	WOOD	GREEN	MATT	YES	LENGTH	111	YES	YES	
G3	WOOD	GREEN	MATT	YES	LENGTH	99	NO	YES	FULL GLUE
G4	WOOD	GREEN	MATT	YES	LENGTH	121	YES	YES	
G5	WOOD	GREEN	MATT	YES	LENGTH	111	YES	YES	
G6	WOOD	GREEN	MATT	YES	LENGTH	111	YES	YES	
G7	WOOD	GREEN	MATT	YES	LENGTH	125,5	LIGHT	YES	
H4	WOOD	GREEN	MATT	YES	LENGTH	124	LIGHT	YES	5 CM
H5	WOOD	GREEN	MATT	YES	LENGTH	NOT VISIBLE	LIGHT	YES	
H6	WOOD	GREEN	MATT	YES	LENGTH	112	YES	YES	
H7	WOOD	GREEN	MATT	YES	LENGTH	108	NO	YES	7,8 CM
H8	WOOD	GREEN	MATT	YES	LENGTH	123	LIGHT	YES	6 CM
H10	WOOD	GREEN	MATT	YES	LENGTH	111	YES	YES	
H50	WOOD	GREEN	MATT	YES	LENGTH	109,5	LIGHT	YES	2 CM

SOLAR REF.	CATEGORY	COLOR	TEXTURE	STRETCHABLE	PATTERN DIRECTION	REPETITION (CM)	3D EFFECT	SCRATCH RESISTANT	COMMENTS
I6	WOOD	GREEN	MATT	YES	LENGTH	139	LIGHT	YES	
I7	WOOD	GREEN	MATT	YES	LENGTH	NOT VISIBLE	LIGHT	YES	
I9	WOOD	GREEN	MATT	YES	LENGTH	131	LIGHT	YES	
I10	WOOD	GREEN	MATT	YES	LENGTH	99	YES	NO	
I11	WOOD	GREEN	MATT	YES	LENGTH	112	YES	YES	
I13	WOOD	GREEN	SATIN	YES	LENGTH	NOT VISIBLE	LIGHT	YES	
I14	WOOD	GREEN	MATT	YES	LENGTH	132	LIGHT	YES	
I15	WOOD	GREEN	MATT	YES	LENGTH	98	YES	YES	
I16	WOOD	GREEN	MATT	YES	LENGTH	139	LIGHT	YES	
J2	WOOD	GREEN	MATT	YES	LENGTH	75	YES	YES	
J14	WOOD	GREEN	MATT	YES	LENGTH	76	YES	YES	
J17	WOOD	GREEN	MATT	YES	LENGTH	78,5	YES	YES	
J18	WOOD	GREEN	MATT	YES	LENGTH	78,5	YES	YES	
NE13	WOOD	GREEN	SATIN	YES	LENGTH	108	YES	YES	
NE46	WOOD	GREEN	MATT	YES	LENGTH	77,5	YES	YES	
NE61	WOOD	GREEN	MATT	YES	LENGTH	129	Light	YES	
NE63	WOOD	GREEN	MATT	YES	LENGTH	84	Light	YES	
NE68	WOOD	GREEN	MATT	YES	LENGTH	124	Light	YES	
T50	WOOD	GREEN	MATT	YES	LENGTH	107,5	LIGHT	YES	
MK13	MARBLE	GREEN	MATT	YES	NOT VISIBLE	97	NO	YES	HEAD TO HEAD
NE31	MARBLE	GREEN	MATT	YES	LENGTH	135	NO	YES	OVERLAP 3CM FOR REPETITION NOT PERFECT
U2	MARBLE	GREEN	GLOSSY	YES	LENGTH	79	NO	NO	OVERLAP 37,5 CM FOR REPETITION / FULL GLUE
U3	MARBLE	GREEN	GLOSSY	YES	LENGTH	77,5	NO	NO	OVERLAP 61 CM FOR REPETITION
U4	MARBLE	GREEN	GLOSSY	YES	LENGTH	71	NO	NO	OVERLAP 60,5 CM FOR REPETITION

SOLAR REF.	CATEGORY	COLOR	TEXTURE	STRETCHABLE	PATTERN DIRECTION	REPETITION (CM)	3D EFFECT	SCRATCH RESISTANT	COMMENTS
U24	MARBLE	GREEN	GLOSSY	YES	LENGTH	84	NO	NO	OVERLAP 17,25 CM FOR REPETITION
U50	MARBLE	GREEN	MATT	YES	LENGTH	109	NO	NO	NO MATCH
J3	SOLID COLOR	GREEN	MATT	YES	NOT VISIBLE	NOT VISIBLE	LIGHT	YES	
J4	SOLID COLOR	GREEN	GLOSSY	YES	NOT VISIBLE	NOT VISIBLE	NO	NO	
J5	SOLID COLOR	GREEN	GLOSSY	YES	NOT VISIBLE	NOT VISIBLE	NO	NO	
J6	SOLID COLOR	GREEN	GLOSSY	NO	NOT VISIBLE	NOT VISIBLE	NO	NO	
K1	SOLID COLOR	GREEN	MATT	YES	NOT VISIBLE	NOT VISIBLE	LIGHT	YES	
K2	SOLID COLOR	GREEN	MATT	YES	NOT VISIBLE	NOT VISIBLE	LIGHT	YES	
K4	SOLID COLOR	GREEN	MATT	YES	NOT VISIBLE	NOT VISIBLE	LIGHT	YES	
K5	SOLID COLOR	GREEN	MATT	YES	NOT VISIBLE	NOT VISIBLE	LIGHT	YES	
K6	SOLID COLOR	GREEN	MATT	YES	NOT VISIBLE	NOT VISIBLE	LIGHT	YES	
K7	SOLID COLOR	GREEN	MATT	YES	NOT VISIBLE	NOT VISIBLE	LIGHT	YES	
L2	SOLID COLOR	GREEN	MATT	YES	NOT VISIBLE	NOT VISIBLE	LIGHT	YES	
L3	SOLID COLOR	GREEN	MATT	YES	NOT VISIBLE	NOT VISIBLE	LIGHT	YES	
L4	SOLID COLOR	GREEN	MATT	YES	NOT VISIBLE	NOT VISIBLE	LIGHT	YES	
L5	SOLID COLOR	GREEN	MATT	YES	NOT VISIBLE	NOT VISIBLE	LIGHT	YES	
M0	SOLID COLOR	GREEN	MATT	YES	NOT VISIBLE	NOT VISIBLE	LIGHT	YES	
M1	SOLID COLOR	GREEN	MATT	NO	NOT VISIBLE	NOT VISIBLE	LIGHT	YES	FULL GLUE
M4	SOLID COLOR	GREEN	MATT	YES	NOT VISIBLE	NOT VISIBLE	LIGHT	YES	
M5	SOLID COLOR	GREEN	MATT	YES	NOT VISIBLE	NOT VISIBLE	LIGHT	YES	
M6	SOLID COLOR	GREEN	MATT	YES	NOT VISIBLE	NOT VISIBLE	LIGHT	YES	
M7	SOLID COLOR	GREEN	MATT	YES	NOT VISIBLE	NOT VISIBLE	LIGHT	YES	
M8	SOLID COLOR	GREEN	MATT	YES	NOT VISIBLE	NOT VISIBLE	LIGHT	YES	
M9	SOLID COLOR	GREEN	MATT	YES	NOT VISIBLE	NOT VISIBLE	LIGHT	YES	

SOLAR REF.	CATEGORY	COLOR	TEXTURE	STRETCHABLE	PATTERN DIRECTION	REPETITION (CM)	3D EFFECT	SCRATCH RESISTANT	COMMENTS
M10	SOLID COLOR	GREEN	MATT	YES	NOT VISIBLE	NOT VISIBLE	LIGHT	YES	
M9	SOLID COLOR	GREEN	MATT	YES	NOT VISIBLE	NOT VISIBLE	LIGHT	YES	
N2	SOLID COLOR	GREEN	MATT	YES	NOT VISIBLE	NOT VISIBLE	LIGHT	YES	
N3	SOLID COLOR	GREEN	MATT	YES	NOT VISIBLE	NOT VISIBLE	LIGHT	YES	
N4	SOLID COLOR	GREEN	MATT	YES	NOT VISIBLE	Not visible	Light	YES	
NE54	SOLID COLOR	GREEN	MATT	YES	NOT VISIBLE	Not visible	Light	YES	
O2	SOLID COLOR	GREEN	MATT	YES	NOT VISIBLE	Not visible	Light	YES	
O4	SOLID COLOR	GREEN	MATT	YES	NOT VISIBLE	Not visible	Light	YES	
O6	SOLID COLOR	GREEN	MATT	YES	NOT VISIBLE	Not visible	Light	YES	
O7	SOLID COLOR	GREEN	MATT	YES	NOT VISIBLE	NOT VISIBLE	LIGHT	YES	
S1	SOLID COLOR	GREEN	SATIN	NO	NOT VISIBLE	NOT VISIBLE	LIGHT	NO	FULL GLUE
NE47	METALIZED	GREEN	MATT	YES	LENGTH	Not visible	YES	YES	
NE49	METALIZED	GREEN	SATIN	YES	LENGTH	Not visible	YES	YES	
P1	METALIZED	GREEN	SATIN	YES	LENGTH	80,5	YES	YES	OVERLAP 20,5 CM FOR REPETITION / FULL GLUE
P2	METALIZED	GREEN	SATIN	YES	LENGTH	80,5	YES	YES	OVERLAP 20,5 CM FOR REPETITION / FULL GLUE
Q1	METALIZED	GREEN	SATIN	YES	LENGTH	NOT VISIBLE	LIGHT	YES	
Q2	METALIZED	GREEN	SATIN	YES	LENGTH	NOT VISIBLE	YES	YES	
Q3	METALIZED	GREEN	SATIN	YES	LENGTH	NOT VISIBLE	YES	YES	
Q50	METALIZED	GREEN	SATIN	YES	LENGTH	NOT VISIBLE	YES	YES	
Q51	METALIZED	GREEN	MATT	YES	LENGTH	NOT VISIBLE	YES	YES	FULL GLUE
R3	METALIZED	GREEN	SATIN	YES	LENGTH	NOT VISIBLE	NO	YES	FULL GLUE
S7	METALIZED	GREEN	SATIN	YES	LENGTH	NOT VISIBLE	YES	YES	
T1	METALIZED	GREEN	SATIN	YES	NOT VISIBLE	20,5	YES	YES	
T2	METALIZED	GREEN	SATIN	YES	NOT VISIBLE	20,5	YES	YES	

SOLAR REF.	CATEGORY	COLOR	TEXTURE	STRETCHABLE	PATTERN DIRECTION	REPETITION (CM)	3D EFFECT	SCRATCH RESISTANT	COMMENTS
U16	METALIZED	GREEN	SATIN	YES	LENGTH	NOT VISIBLE	LIGHT	YES	
Y4	METALIZED	GREEN	SATIN	YES	LENGTH	NOT VISIBLE	YES	YES	
Z2	METALIZED	GREEN	SATIN	YES	LENGTH	NOT VISIBLE	LIGHT	YES	
Z8	METALIZED	GREEN	GLOSSY	NO	NOT VISIBLE	NOT VISIBLE	YES	YES	NOT STRETCHABLE / DO NOT WARM!
MK07	STONE	GREEN	MATT	YES	LENGTH	118	YES	YES	
NE11	STONE	GREEN	MATT	YES	LENGTH	Not visible	NO	YES	
NE22	STONE	GREEN	MATT	YES	LENGTH	105,5	Light	YES	
NE24	STONE	GREEN	MATT	YES	LENGTH	Not visible	Light	YES	
NE26	STONE	GREEN	MATT	YES	LENGTH	Not visible	Light	YES	
NE28	STONE	GREEN	MATT	YES	NOT VISIBLE	Not visible	Light	YES	
U7	STONE	GREEN	MATT	YES	LENGTH	NOT VISIBLE	NO	YES	
U9	STONE	GREEN	MATT	YES	LENGTH	39,5	LIGHT	YES	7 CM
U10	STONE	GREEN	SATIN	YES	LENGTH	52	LIGHT	YES	
U19	STONE	GREEN	MATT	YES	LENGTH	NOT VISIBLE	YES	YES	
U20	STONE	GREEN	MATT	YES	LENGTH	NOT VISIBLE	YES	YES	
U21	STONE	GREEN	MATT	YES	LENGTH	NOT VISIBLE	YES	YES	
U22	STONE	GREEN	SATIN	YES	LENGTH	NOT VISIBLE	YES	YES	
U25	STONE	GREEN	MATT	YES	LENGTH	NOT VISIBLE	YES	YES	
U26	STONE	GREEN	SATIN	YES	LENGTH	NOT VISIBLE	YES	YES	FULL GLUE
U27	STONE	GREEN	SATIN	YES	LENGTH	NOT VISIBLE	YES	YES	OVERLAP 60 CM FOR REPETITION (2 CM IS ALSO POSSIBLE BUT LESS ACCURATE)
V7	STONE	GREEN	MATT	YES	LENGTH	108	LIGHT	YES	
W3	STONE	GREEN	MATT	YES	WIDTH	85	LIGHT	YES	OVERLAP 62 CM FOR REPETITION / FULL GLUE
W4	STONE	GREEN	MATT	YES	WIDTH	83	LIGHT	YES	HEAD TO HEAD FOR REPETITION / FULL GLUE
W6	STONE	GREEN	SATIN	YES	NOT VISIBLE	NOT VISIBLE	YES	YES	

SOLAR REF.	CATEGORY	COLOR	TEXTURE	STRETCHABLE	PATTERN DIRECTION	REPETITION (CM)	3D EFFECT	SCRATCH RESISTANT	COMMENTS
W7	STONE	GREEN	MATT	YES	WIDTH	124	LIGHT	YES	IT COULD NEED AN OVERLAP 10 CM FOR REPETITION
W8	STONE	GREEN	MATT	YES	WIDTH	124	LIGHT	YES	IT COULD NEED AN OVERLAP 10 CM FOR REPETITION
W9	STONE	GREEN	MATT	YES	WIDTH	124	LIGHT	YES	IT COULD NEED AN OVERLAP 10 CM FOR REPETITION
W11	STONE	GREEN	MATT	YES	LENGTH	119,5	LIGHT	YES	3,5 CM
W50	STONE	GREEN	MATT	YES	LENGTH	NOT VISIBLE	YES	YES	
AL09	FABRIC	GREEN	SATIN	YES	NOT VISIBLE	NOT VISIBLE	NO	YES	
MK18	FABRIC	GREEN	MATT	YES	LENGTH	NOT VISIBLE	LIGHT	YES	
NE20	FABRIC	GREEN	MATT	YES	NOT VISIBLE	Not visible	Light	YES	
NE33	FABRIC	GREEN	SATIN	YES	LENGTH	Not visible	Light	YES	
NE37	FABRIC	GREEN	SATIN	YES	LENGTH	Not visible	Light	YES	
T7	FABRIC	GREEN	SATIN	NO	NOT VISIBLE	15,5	YES	YES	
T8	FABRIC	GREEN	SATIN	NO	NOT VISIBLE	15,5	YES	YES	
T9	FABRIC	GREEN	SATIN	NO	NOT VISIBLE	15,5	YES	YES	
T10	FABRIC	GREEN	MATT	YES	LENGTH	NOT VISIBLE	LIGHT	YES	
T12	FABRIC	GREEN	MATT	YES	LENGTH	NOT VISIBLE	LIGHT	YES	
T51	FABRIC	GREEN	SATIN	YES	LENGTH	NOT VISIBLE	LIGHT	YES	
U12	FABRIC	GREEN	MATT	NO	LENGTH	81,5	LIGHT	YES	OVERLAP 39 CM FOR REPETITION / FULL GLUE
W2	FABRIC	GREEN	MATT	NO	LENGTH	34	YES	NO	FULL GLUE
J7	GLITTER	GREEN	GLOSSY	YES	NOT VISIBLE	NOT VISIBLE	NO	NO	DO NOT STRETCH EXTREMELY
J8	GLITTER	GREEN	GLOSSY	YES	NOT VISIBLE	NOT VISIBLE	NO	NO	DO NOT STRETCH EXTREMELY
J9	GLITTER	GREEN	GLOSSY	YES	NOT VISIBLE	NOT VISIBLE	NO	NO	DO NOT STRETCH EXTREMELY
J15	GLITTER	GREEN	MATT	YES	NOT VISIBLE	NOT VISIBLE	NO	YES	
J16	GLITTER	GREEN	MATT	YES	NOT VISIBLE	NOT VISIBLE	NO	YES	
R5	GLITTER	GREEN	SATIN	NO	NOT VISIBLE	NOT VISIBLE	YES	YES	USE ROLL / FULL GLUE

SOLAR REF.	CATEGORY	COLOR	TEXTURE	STRETCHABLE	PATTERN DIRECTION	REPETITION (CM)	3D EFFECT	SCRATCH RESISTANT	COMMENTS
R6	GLITTER	GREEN	SATIN	NO	NOT VISIBLE	NOT VISIBLE	YES	YES	USE ROLL
R7	GLITTER	GREEN	SATIN	NO	NOT VISIBLE	NOT VISIBLE	YES	YES	USE ROLL / FULL GLUE
R8	GLITTER	GREEN	SATIN	NO	NOT VISIBLE	NOT VISIBLE	YES	YES	USE ROLL / FULL GLUE
R9	GLITTER	GREEN	SATIN	NO	NOT VISIBLE	NOT VISIBLE	YES	YES	USE ROLL / FULL GLUE
R10	GLITTER	GREEN	SATIN	NO	NOT VISIBLE	NOT VISIBLE	YES	YES	USE ROLL / FULL GLUE
R11	GLITTER	GREEN	SATIN	NO	NOT VISIBLE	NOT VISIBLE	YES	YES	USE ROLL
R12	GLITTER	GREEN	SATIN	NO	NOT VISIBLE	NOT VISIBLE	YES	YES	USE ROLL / FULL GLUE
R13	GLITTER	GREEN	SATIN	NO	NOT VISIBLE	NOT VISIBLE	YES	YES	USE ROLL / FULL GLUE
NE40	LEATHER	GREEN	MATT	YES	Not visible	Not visible	YES	YES	
NE42	LEATHER	GREEN	MATT	YES	Not visible	Not visible	YES	YES	
NE43	LEATHER	GREEN	MATT	YES	Not visible	Not visible	YES	YES	
V1	LEATHER	GREEN	MATT	NO	NOT VISIBLE	NOT VISIBLE	YES	YES	WIDTH 100CM
V4	LEATHER	GREEN	GLOSSY	NO	NOT VISIBLE	NOT VISIBLE	NO	YES	FULL GLUE
V8	LEATHER	GREEN	MATT	NO	NOT VISIBLE	NOT VISIBLE	YES	YES	
X2	LEATHER	GREEN	SATIN	YES	LENGTH	10	YES	YES	
X3	LEATHER	GREEN	SATIN	YES	LENGTH	NOT VISIBLE	YES	YES	
X5	LEATHER	GREEN	SATIN	NO	LENGTH	24,5	YES	YES	
X6	LEATHER	GREEN	MATT	NO	LENGTH	24,5	YES	YES	
X7	LEATHER	GREEN	SATIN	NO	LENGTH	NOT VISIBLE	LIGHT	NO	FULL GLUE
X10	LEATHER	GREEN	SATIN	NO	NOT VISIBLE	NOT VISIBLE	YES	YES	
X11	LEATHER	GREEN	SATIN	YES	LENGTH	18	YES	YES	
X50	LEATHER	GREEN	MATT	NO	NOT VISIBLE	NOT VISIBLE	YES	YES	
X51	LEATHER	GREEN	MATT	YES	NOT VISIBLE	NOT VISIBLE	YES	YES	

VI. COVER STYL' MAINTENANCE

- For daily care and maintenance of the film use only neutral pH detergents, do not use products with too much acidic or basic pH.
- Hot water (not boiling) can help eliminate stubborn stains
- In some cases, even a solution based on isopropyl alcohol and water can be effective (70% ISO 30% H2O. Not on printed Cover Styl')
- Use only soft cloths or sponges to clean the vinyl (except glitter)
- If persistent stains are present it means that care and maintenance have not been performed correctly. In this case carry out a repair with patch (not guaranteed but effective and economical) or complete replacement of the vinyl;
- Don't use any organic-based cleaning product like ammonia or polish to clean vinyl
- Remove the vinyl using a heat gun, a steamer or a high heat lamp - start at the edges and maintain a 180-degree angle.



VII. COVER STYL' WARRANTY



CERTIFICATE OF GUARANTEE

Our range of Cover Styl' films are distributed by **SOLAR SCREEN INTERNATIONAL S.A.** with the following guarantee:

10 YEARS (*)
INTERNAL APPLICATION

Against cracking, yellowing or delamination

(*) The guarantee is for Cover Styl', not the labour

CONDITIONS

The guarantee is applicable if:

1. Installation is performed by a certified installer
2. Adequate of Cover Styl' is chosen in line with installation constraints
3. Maintenance: no abrasive solutions, PH neutral soap is used
4. Documentation is provided within 30 days of the issue
5. Issue must be reported within the warranty period
6. For installation >100 ml : please return the guarantee for within 30 days of installation

REQUIREMENTS

1. Test adhesion performance with an A5/A4 sample before officially carrying out the job installation
2. Usage of Primer or Primer plus (depending on surface)
3. Respect of the T°C for the installation (15-25°C)
4. Max. T°C of heat gun of 200°C
5. Not to be installed on cold or wet surfaces.

STORAGE

1. Lifespan : 2-3 years
2. Temperature should be between 5-30°C

THE GUARANTEE IS ADDRESSED TO

APPROVED FITTER
CLIENT (USER)

THE GUARANTEE CONCERNS COVER STYL'

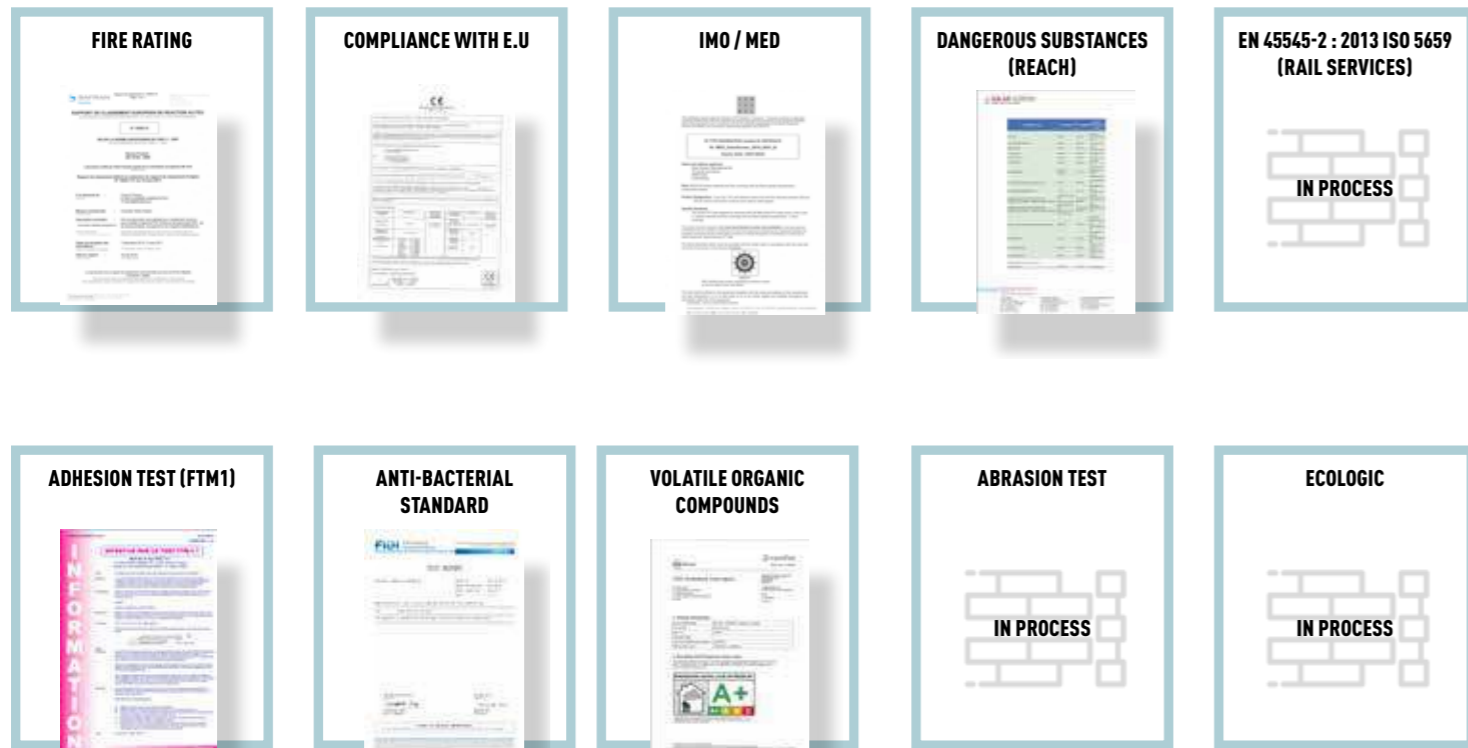
References used : _____ Surface: _____

Installation date : ____ / ____ / ____ Batch n°: _____

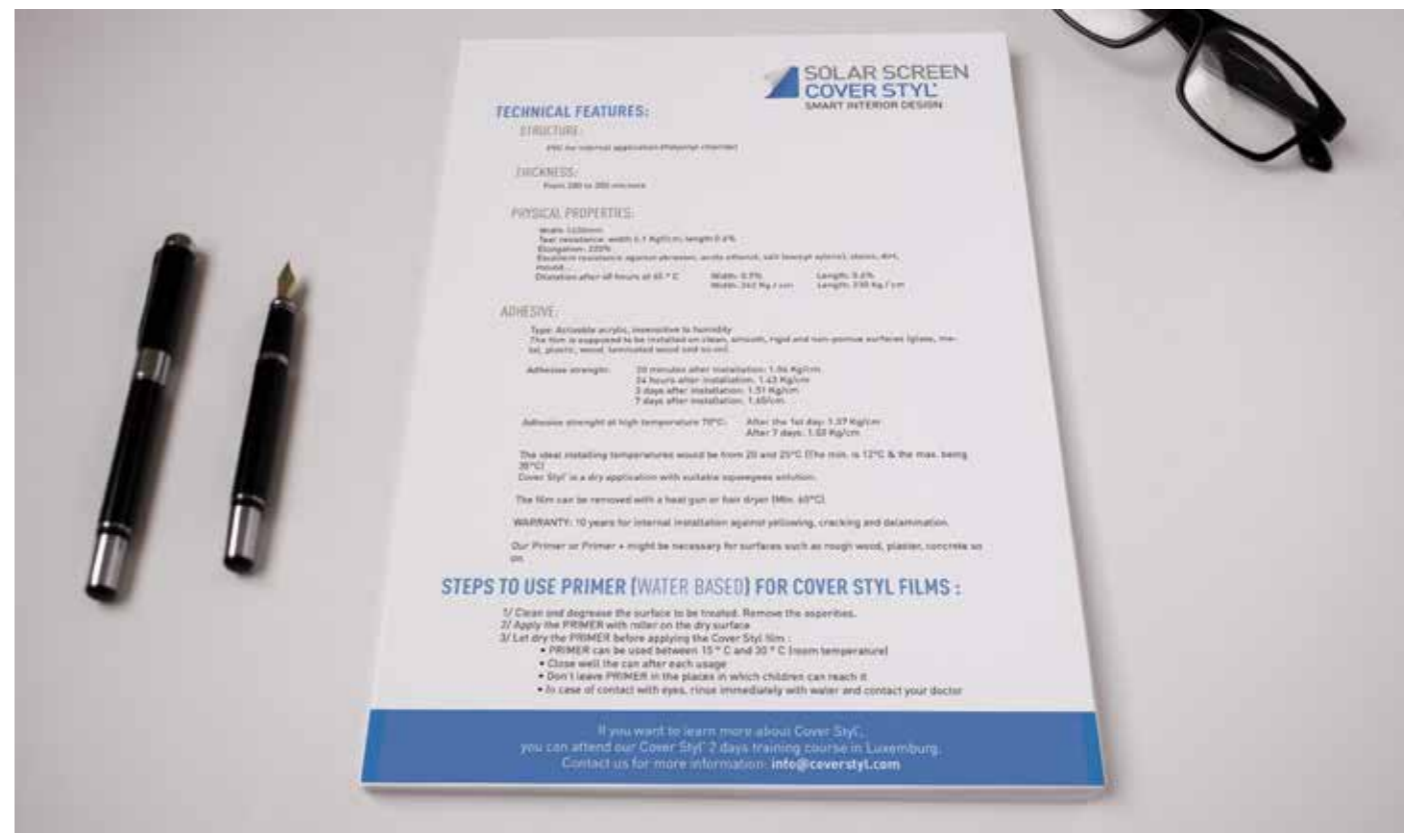
Photos attached: _____ Invoice n°: _____

SOLAR SCREEN INTERNATIONAL S.A.
 18 rue du Commerce, 3895 FOETZ (Luxembourg)
 Tel: +352 26 00 84 82 - Fax: +352 26 00 84 83
www.coverstyl.com | info@coverstyl.com

VIII. COVER STYL' CERTIFICATES



IX. COVER STYL' TYPICAL / GENERAL MSDS



X. COVER STYL' RECOMMENDED TOOLS

PRIMER +



REF. 0835

- **Purpose:** Hard Surfaces – Non absorbing (laminated wood etc..)
- **Coverage:** 100-150 m² per liter
- **Packaging:** 1L can or 250ML can, can be installed with a brush
- **Color:** Transparent
- **Attention:** Use protective mask if needed
- **Composition:** Solvent base (See MSDS)

PRIMER



REF. 0830

- **Purpose:** Absorbing Surfaces (MDF etc..)
- **Coverage:** 40-60sqm
- **Packaging:** 1L can, can be installed with a brush or a roll
- **Colour:** White
- **Composition:** Water base (SEE MSDS)

SQUEEGEE



REF. 0640

- **Purpose:** Flat up the film / Squeegee the film on the surface
- **Plus:** The 0640 has 2 particularities:
 - 90° angle + round angle: to help you cut the film accordingly
 - Plastic side and felt side depending on the Cover Styl' you install
- Ex. Glitter = Plastic side where the felt can be used for most of the rest of the range.

SANDING HANDLE



REF. 0777

- **Purpose:** Ideal to use when doing doors to smooth the edges
- **Recommended sand paper:** 120-180 gr.
- **Attention:** never sand the surface of Cover Styl', only the edges of doors, tables etc..

DIGITAL HEAT GUN



REF. 0910

- **Purpose:** To stretch or repair the film or simply to remove existing film
- **Temperature:** From 60-400°C (recommended temperature for Cover Styl': 150-200°C)
- **Attention:** Stretching the film too much makes it become weaker, less tacky and you have a risk of burning it. Always keep moving while heating.


CUTTER



REF. 0516

- **Purpose:** Cut the film, release liner, pierce a bubble
- **Bales:** Ideally 45° angle to get a nice/sharp edge
- **Attention:** to be handled with care

CUTTER FOR BACK LINER



REF. 0528

- **Purpose:** : Ideal for wall/door installation to cut 20cm at the top without cutting the actual Cover Styl' – only the release liner
- **Attention:** Use the blade N°1 which is ideal for our release liner, if you go higher, there is a risk of cutting the film.

PEN BUBBLE FREE



REF. 0773

APRON



REF. 0825

AND ALSO

AND MORE...



SOLAR SCREEN
SOLAR CONTROL
SMART SOLAR SOLUTIONS



SOLAR SCREEN
SAFETY
SMART SECURE SOLUTIONS



SOLAR SCREEN
AUTOMOTIVE
SMART TINTING SOLUTIONS



SOLAR SCREEN
DESIGN
SMART VISUAL SOLUTIONS



SOLAR SCREEN
PRINTING
SMART GRAPHIC SOLUTIONS



SOLAR SCREEN
STORE D'INTERIEUR
SMART BLIND SOLUTIONS



SOLAR SCREEN
INTERNATIONAL S.A.

18, Rue du Commerce
L-3895 FOETZ (LUXEMBOURG)
Tél. : +352 26 00 84 82
Fax : +352 26 00 84 83

SOLAR SCREEN
FRANCE SAS

8, Rue Vladimir Jankélévitch
F-77184 ÉMERAINVILLE (FRANCE)
Tél. : +33 1 64 61 64 20
Fax : +33 1 64 61 63 96

SOLAR SCREEN
DEUTSCHLAND GmbH

Südallee 37a
D-54290 TRIER (DEUTSCHLAND)
Tél. : +49 6502 937 940
Fax : +49 6502 937 9419

SOLAR SCREEN
ITALIA

Via Nazionale dei Giovi, n. 35
I-20811 Cesano Maderno (ITALIA)
Tél. : +39 039 57 88 023
Fax : +39 039 57 88 022